


Data Sheet: D-Lock


Particle board construction, lock down raised access floor panels to the requirements of BSEN 12825

Feature Benefits

- Lock down system for maximum rigidity and stability
- Light weight reduces floor slab loadings - makes lifting easy
- Solid underfoot - no creaking or rocking
- Unauthorised entry deterred
- Fully accessible and interchangeable panels
- Chamfered panel edges that ease lifting and replacement



Corner Detail



Typical Areas of Application


General office areas, light and medium use.

Description

This lock down floor panel range is fully rated to the requirements of the Harmonised European Standard for raised access floors, BSEN 12825. The design incorporates a unique lock down system which allows a minimum number of fixings to be used.

The D-Lock system provides a cost effective solution to providing a solid platform with all of the attributes that are required of a raised access floor system.

Panel Illustration



| | |
|--------------------|---|
| Category | Lock Down |
| Panel Size | 600mm square |
| Core Material | High Density Particle Board |
| Panel Construction | Machined Particle Board that includes lock down provision |

| | Panel Thickness (nominal) | System Weight (typical) |
|-----------|---------------------------|-------------------------|
| D-Lock 30 | 30mm | 26kg/m ² |
| D-Lock 38 | 38mm | 31kg/m ² |

Construction

These floor panels are based on a 600mm square module constructed around a high performance chipboard core. This chipboard core is machined by a process that ensures the required tolerances are met. This machining process also includes the provision of the corner lock down facility. Corner locking is achieved using a clamping washer and screw, eliminating panel movement and limiting unauthorised access to the floor void.

The pedestal head cap includes a plastic moulding that provides positive location for the panel and includes provision for the lock down screw.

Data Sheet: D-Lock

Structural Performance

| Panel Type | BSEN 12825 Classification | Ultimate Load |
|------------|---------------------------|------------------|
| D-Lock 30 | 1/A/3/2 | In excess of 4kN |
| D-Lock 38 | 2/A/3/2 | In excess of 6kN |

- The above information is based on testing in compliance with the BSEN 12825 specification. The classifications shown are based on a deflection under working load not exceeding 2.5mm and a safety factor of 3.
- Uniformly distributed loads are shown for information as they do not form part of BSEN 12825. However the figures shown are based on testing in accordance with BSEN 12825.
- Finished floor heights from 73mm to 380mm are available using one of our standard pedestals. For heights outside of this range alternative pedestals are available.
- The classifications given are based on the use of the Kingspan range of pedestals.

Special Applications

| | |
|-----------------------------|---|
| Bridging Sections | Where obstructions in the void prevent the use of pedestals. |
| Pedestal Mechanical Fixings | To fix pedestals to floor in addition to adhesive for greater rigidity at increased floor heights/increased loadings or in situations where the sub-floor requires additional fixing. |
| Perimeter Gasket | 20 x 9mm foam tape applied to the panel edge between floor and wall if required. |
| Ramps and Steps | Provided to accommodate changes in floor level. |

CONNAUGHT

For more information
please call 01245 237 527
or visit us at
www.connaughtfloors.com



Kingspan[®]